



GLOBAL TASK FORCE ON  
**CHOLERA CONTROL**

**DEVELOPMENT OF NATIONAL CHOLERA PLANS (NCP)  
FOLLOWING PAMI IDENTIFICATION**

Emmett Kearney  
Senior Officer, NCPs  
GTFCC Country Support  
Platform  
[emmett.kearney@ifrc.org](mailto:emmett.kearney@ifrc.org)

# QUESTIONS

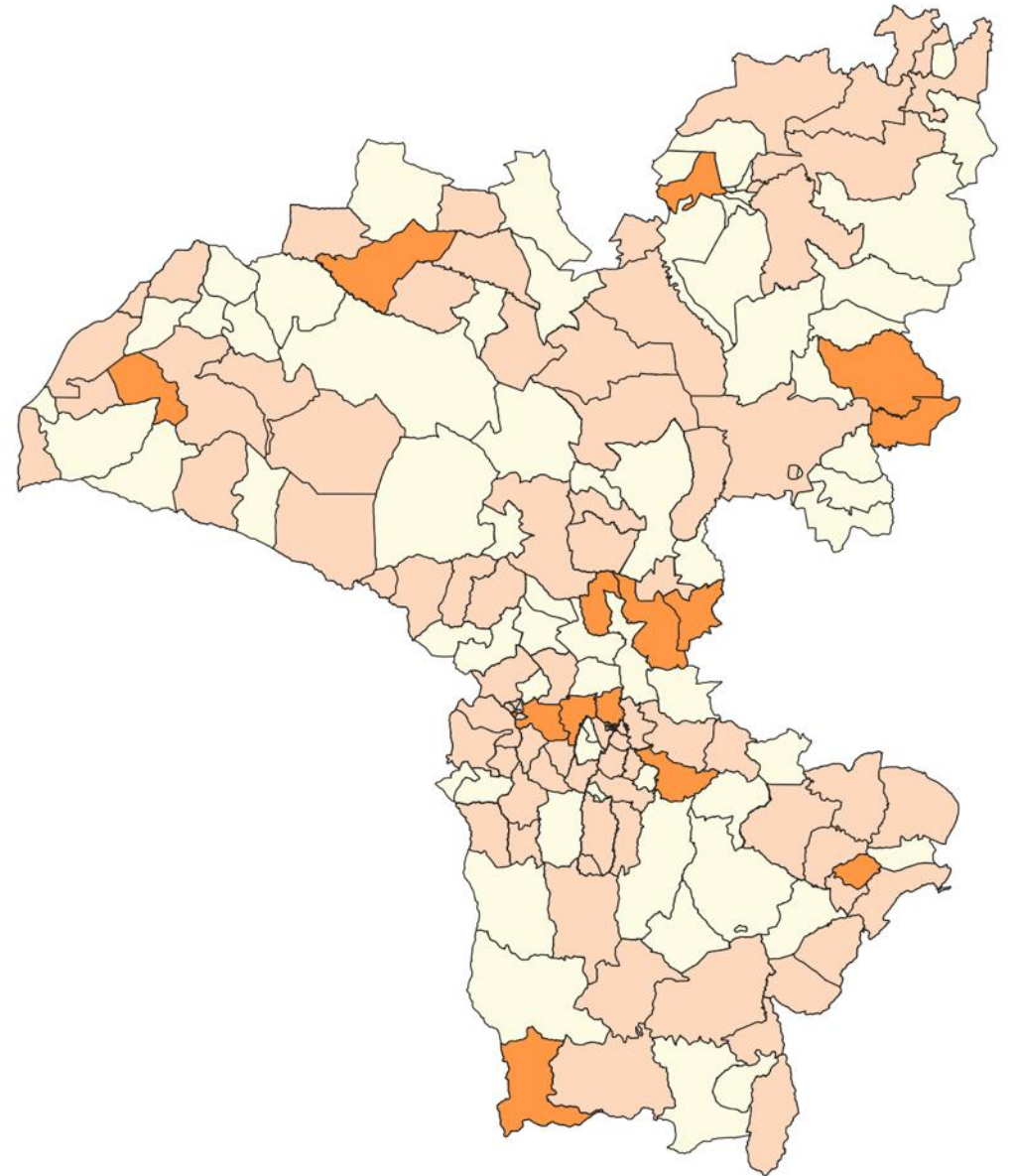
To address in  
the session

- **Why develop National Cholera Plans (NCPs)?**
- **Where do PAMIs fit into the NCP / cholera control & elimination process?**
- **How are PAMI outcomes used in practice to guide cholera control & elimination ?**



# PAMIs in NCPs

- Why develop National Cholera Plans?



# WHY NCPs?

## TO ROLL OUT THE *GLOBAL ROADMAP* IN COUNTRIES



### GLOBAL FRAMEWORK

To achieve the objectives of the Roadmap we need:

- Countries to commit – at the highest level of governments -to controlling cholera. National goals should be defined.
- Partners to engage and provide technical support to countries to implement their action plans / activities
- Donors to commit to supporting financially the priorities defined by countries

→ **National Cholera Plans** set the parameters for the implementation of the **Global Roadmap** at national level

### NATIONAL FRAMEWORKS

# LEVERAGING AN NCP

**NCP developed aligned to GTFCC  
guiding principles**

## Strategic component – painting the picture

- Identify the national goal and strategic objectives
- Identify targets and milestones
- Clarify coordination mechanism of multiple sectors
- Clarify mode of work, roles and responsibilities
- Map out stakeholders that contribute to cholera control/ elimination

## Operational component – how we're getting there

- Outline the country roadmap to achieve strategic goals through activities
- Set timelines
- Cost the implementation of the plan and prepare budgets
- Identify implementing agencies and partners
- Outline the mechanism for tracking progress (M&E plan with reporting schedules and indicators, assigning the responsible to coordinate progress reports)

**NCP functions as the core document for implementation, advocacy, garnering political interest, mobilising resources and coordinating the national effort**

# WHAT ARE THE BENEFITS FOR COUNTRIES TO DEVELOP NCP



Visibility



Advocacy and funding raising



Increased credibility and established coordination



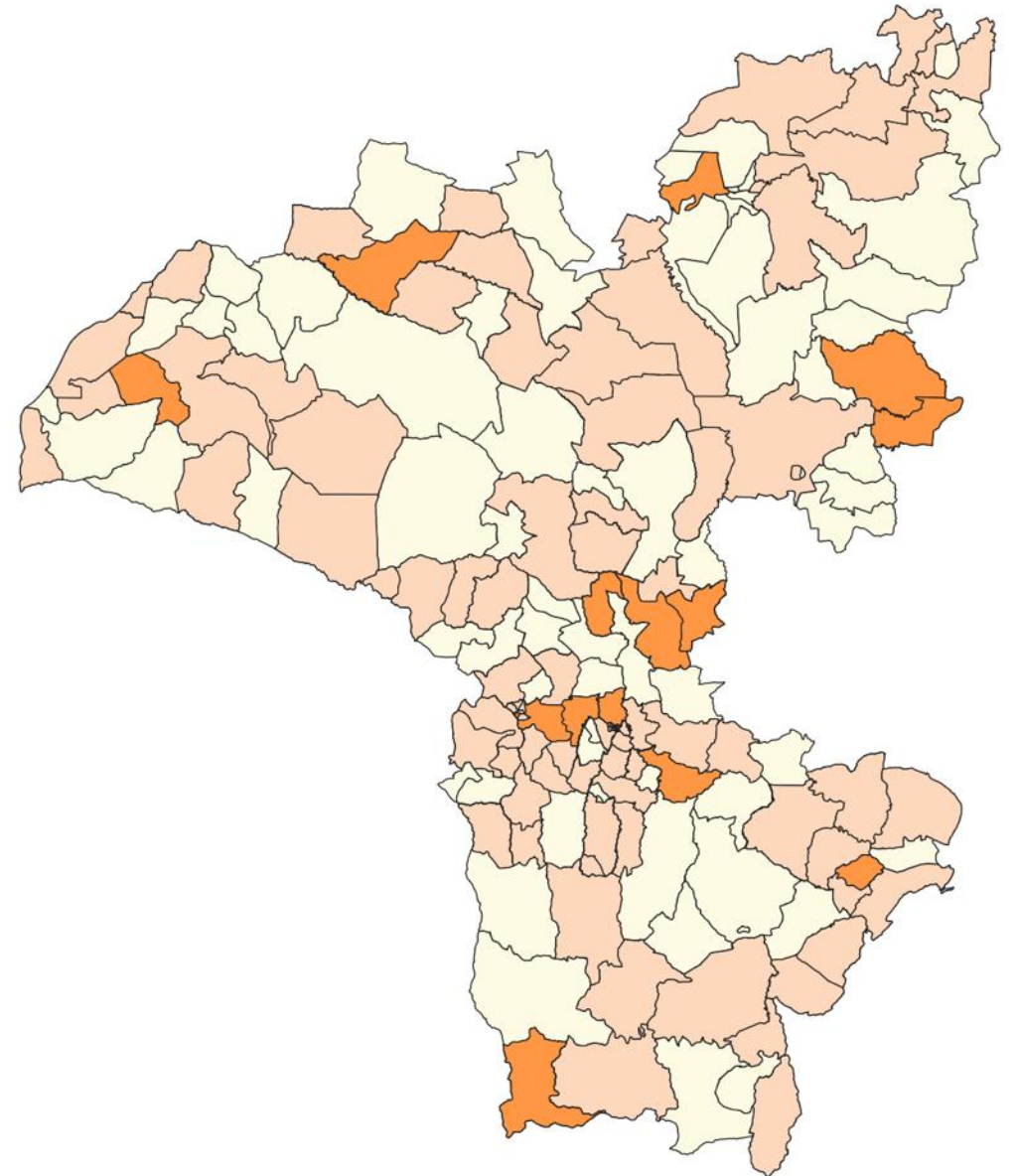
Technical support and guidance – human resources, implementation support, monitoring and evaluation





# PAMIs in NCPs

- Where do PAMIs fit into the NCP / cholera control & elimination process?
- How are PAMI outcomes used in practice to guide cholera control & elimination ?



# NCPs

## Conception and execution cycle

### 1 INCEPTION

#### Preparatory Phases:

- Declare country commitment
- **Identify & prioritize PAMIs**
- Conduct situational analysis
- Define leadership & coordination mechanism
- Formulate goal

### 2 DEVELOPMENT

#### For Each of the 5 Pillars:

- Formulate & prioritize activities
- Develop operational plans & associated budget
- Develop a monitoring & evaluation framework including definition of indicators & milestones

### 3 IMPLEMENTATION

#### For Each of the 5 Pillars:

Implement according to

- Prioritized activities
- Established timelines
- Available budget

### 4 MONITORING & REPORTING

#### For Each of the 5 Pillars:

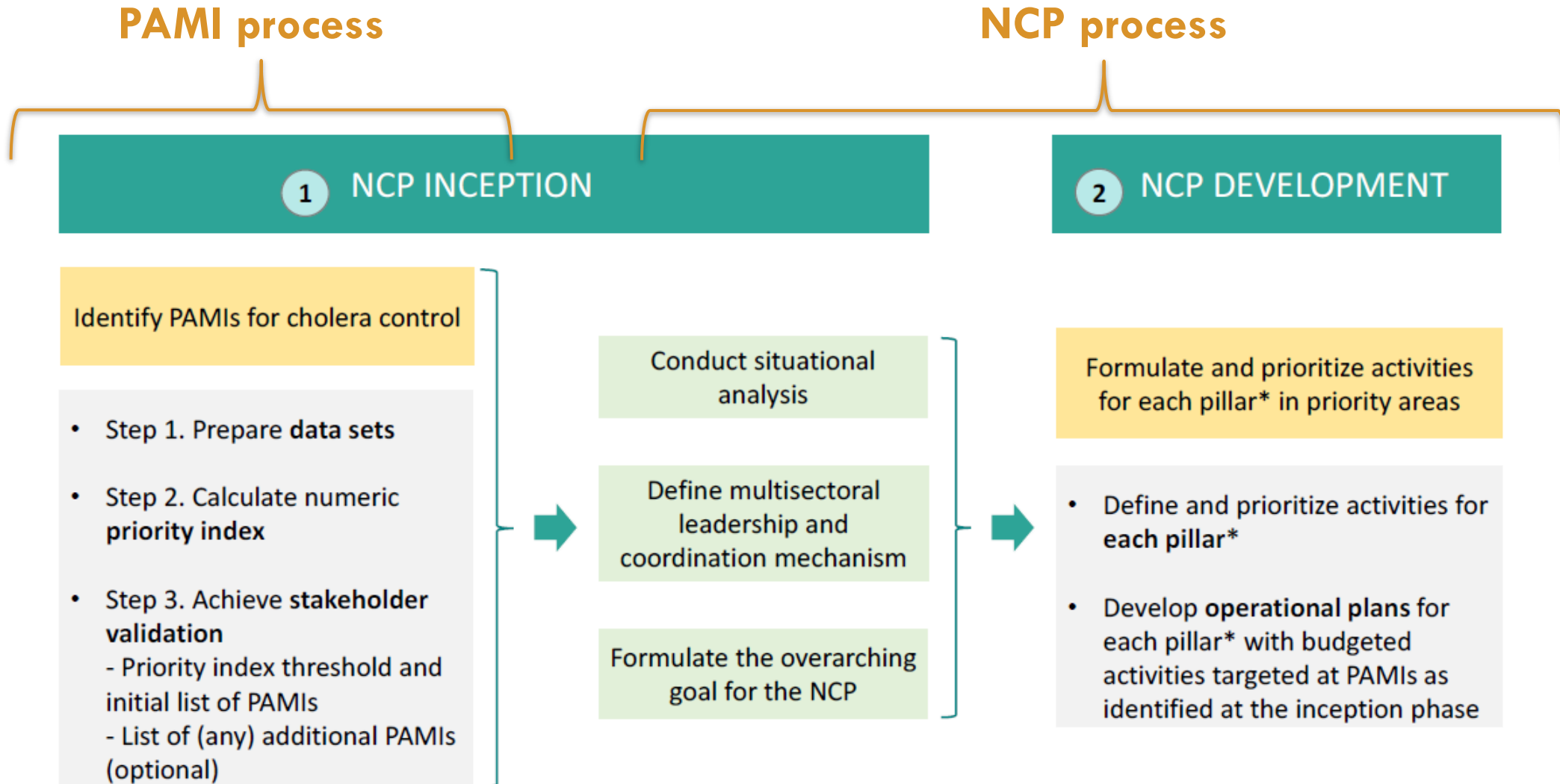
- Conduct quarterly monitoring of indicators across each pillar
- Provide an annual report of progress against targets and indicators
- Prioritize activities for next period





# PAMIs AS THE FOUNDATION

## INCEPTION AND DEVELOPMENT PHASES OF NCPs



# 1 INCEPTION

## Preparatory Phases:

- Declare country commitment
- **Identify & prioritize PAMIs**
- Conduct situational analysis
- Define leadership & coordination mechanism
- Formulate goal

At the highest level  
Multisectoral approach  
Multi-annual  
With strong M&E mechanism

Epidemiological  
indicators  
Vulnerability factors

Mapping of stakeholders and  
initiatives  
Pillar Capacity/gap assessment  
External factors  
GTFCC core indicators baseline

Elimination or Control  
Timeframe and Milestones

Task force  
Organisational chart

## 2

## DEVELOPMENT

Logical Framework Analysis

Who is responsible for what,  
with whom, using which  
resources in which time frame

List of activities with indicators, targets,  
milestones, frequency

### For Each of the 5 Pillars:

- Formulate & prioritize activities
- Develop operational plans & associated budget
- Develop a monitoring & evaluation framework including definition of indicators & milestones

Not all PAMIs should receive the same multisectoral-interventions:

**Each PAMI is assessed individually** by each pillar based on the PAMI score, other pillar specific indicators, contextual analysis **to determine what interventions are most appropriate**



# CHOLERA BASELINE AND TARGET VALUES FOR THE 16 GLOBAL GTFCC CORE INDICATORS BY PILLAR

Pillar and core indicators (CI)	Year	Value	Target
<b>Coordination</b>			
CI 1: Proportion of the NCP which is funded through domestic and external funding	[year]	[value]	100%
CI 2: Number of multisectoral meetings held annually by the NCP coordination body	[year]	[value]	Quarterly
<b>Surveillance and reporting</b>			
CI 3: Incidence rate of suspected cholera	[year]	[value]	[National]
CI 4: Proportion of cholera signals verified within 48 hours of detection	[year]	[value]	≥90%
CI 5: Proportion of peripheral health facilities (PHF) located in cholera PAMIs with access to functional laboratory	[year]	[value]	≥95%
<b>Health care system strengthening</b>			
CI 6: Number of deaths from cholera	[year]	[value]	[National]
CI 7: Case-fatality ratio in treatment centers	[year]	[value]	<1%
CI 8: Proportion of the population living in PAMIs who have access to ORS within a 30-minute walk from their home	[year]	[value]	100%
<b>Use of Oral Cholera Vaccine</b>			
CI 9: OCV administrative coverage in PAMI areas vaccinated (over the preceding 12 months)	[year]	[value]	≥95%
CI 10: Proportion of PAMIs targeted by the vaccination plan (in the reporting year) that have been vaccinated	[year]	[value]	100%
CI 11: Proportion of emergency versus total OCV doses administered (over the preceding 12 months)	[year]	[value]	N/A
<b>Water, Sanitation, and Hygiene</b>			
CI 12: Proportion of people with access to basic+ water in PAMIs	[year]	[value]	≥80%
CI 13: Proportion of people with access to basic sanitation in PAMIs	[year]	[value]	≥80%
CI 14: Proportion of people with access to basic hygiene in PAMIs	[year]	[value]	≥80%
<b>Community engagement</b>			
CI 15: Proportion of trained focal points to support community engagement and cholera prevention and treatment per inhabitants in PAMIs	[year]	[value]	[National]
CI 16: Proportion of the population in PAMIs who have correct knowledge on cholera prevention in communities	[year]	[value]	100%

# GTFFCC SUGGESTED EXAMPLES OF PRIORITY INTERVENTIONS FOR STRENGTHENING COUNTRY CAPACITY, BY PILLAR

Pillar for / Priority interventions for strengthening
<b>Surveillance and reporting pillar</b>
01. Engage communities in surveillance
02. Regularly update cholera surveillance protocols and tools
03. Build capacity for early detection and reporting of suspicion of cholera
04. Build capacity for data collection, reporting and analyzes
05. Build capacity for sample collection and transportation and rapid diagnostic test (RDT) use
06. Build capacity for laboratory confirmation of suspected cases in cholera PAMIs
07. Develop national reference laboratory capacity
08. Establish collaboration with national and international reference laboratories
09. Establish/strengthen international collaboration
10. Enhance surveillance during outbreaks
<b>Health care system strengthening pillar</b>
01. Engage with communities to improve early access to treatment
02. Build capacity of community health workers to identify, provide treatment and refer patients with suspected cholera
03. Build capacity to treat patients at health care facility level
04. Monitor and evaluate the interventions at community and health facility levels
05. Scale-up community engagement and access to treatment during outbreaks
06. Establish coordination mechanisms between health care providers
<b>Use of oral cholera vaccine pillar</b>
01. Develop a request for preventive vaccination in selected PAMIs
02. Develop a request for a reactive vaccination campaign
03. Implement vaccination campaigns in line with the approved request
04. Conduct monitoring & evaluation activities
<b>Water, sanitation and hygiene pillar</b>
01. Improve access to water sources for all
02. Improve access to sanitation
03. Improve health and hygiene practices
04. Provide access to WASH infrastructure and promote good hygiene behaviors during outbreaks
<b>Community engagement pillar</b>
01. Identify at-risk and vulnerable groups and understand the community beliefs and behaviors in cholera PAMIs
02. Engage communities, establish, and maintain relationships
03. Develop and distribute materials communicating goals and objectives
04. Strengthen risk communication and community engagement during outbreaks

## 2

## DEVELOPMENT

**Logical Framework Analysis**

**Who is responsible for what,  
with whom, using which  
resources in which time frame**

**List of activities with indicators, targets,  
milestones, frequency**

### For Each of the 5 Pillars:

- Formulate & prioritize activities
- Develop operational plans & associated budget
- Develop a monitoring & evaluation framework including definition of indicators & milestones

**Not all PAMIs should receive the same multisectoral-interventions:**

**Each PAMI is assessed individually** by each pillar based on the PAMI score, other pillar specific indicators, contextual analysis **to determine what interventions are most appropriate**



Who is responsible for what,  
with whom, using which  
resources in which time frame

### 3

## IMPLEMENTATION

**For Each of the 5 Pillars:**  
Implement according to

- Prioritized activities
- Established timelines
- Available budget

Strategic Objective 1: xxxxxx							
		Description	Indicator	Means of verification	Risk/ assumption	Budget	Timeline
Output 1.1							
	Activity 1.1.1						
	Activity 1.1.2						
	Activity 1.1.3						
Output 1.2							
	Activity 1.2.1						
	Activity 1.2.2						
	Activity 1.2.3						
Strategic Objective 2: xxxxxx							
		Description	Indicator	Means of verification	Risk/ assumption	Budget	Timeline
Output 2.1							
	Activity 2.1.1						
	Activity 2.1.2						
	Activity 2.1.3						
Output 2.2							
	Activity 2.2.1						
	Activity 2.2.2						
	Activity 2.2.3						

### Example of NCP Implementation Progress Report Template

Strategic objective:	Reporting period:
Pillar:	Owner:
Project manager:	Project due date:
Compiled by:	Date submitted:

#### Summary

Item	Current status	Previous status	Summary
Project status	On time	Delayed	Comments
Scope	[Pick a value]	[Pick a value]	
Schedule	[Pick a value]	[Pick a value]	
Cost	[Pick a value]	[Pick a value]	
Risk	[Pick a value]	[Pick a value]	

#### Tasks

Task	Status	Objective	Planned	Actual	Progress	Deliverable
[Name of activity]	In progress	[Specify objective]	Date	Date	25%	In progress
	[Pick a value]				[Pick a value]	[Pick a value]
	[Pick a value]				[Pick a value]	[Pick a value]

**Impact indicators**  
**In-depth reviews**  
**Other reports**  
**Lesson learned**

**Annual review of plans**  
**Revisit PAMIs**  
**Check external factors**

**Activity/output  
monitoring**

## 4 MONITORING & REPORTING

### For Each of the 5 Pillars:

- Conduct quarterly monitoring of indicators across each pillar
- Provide an annual report of progress against targets and indicators
- Prioritize activities for next period

# QUESTIONS

To address in  
the session

- **Why develop National Cholera Plans (NCPs)?**
- **Where do PAMIs fit into the NCP / cholera control & elimination process?**
- **How are PAMI outcomes used in practice to guide cholera control & elimination ?**



# Thank you

Together we can  
**#endcholera**



GLOBAL TASK FORCE ON  
**CHOLERA CONTROL**