



GLOBAL TASK FORCE ON
CHOLERA CONTROL

Update from GTFCC Secretariat

Philippe BARBOZA
Annual Meeting October 2020

THE GLOBAL *ROADMAP*

Theory of change

Countries commit to implementation of evidence-based Cholera control plans

Partners commit to providing oversight & technical expertise

Donors commit to supporting the global mechanisms and/or country plans

Axis 1
Early detection & response to outbreaks

Axis 2
A multisectoral intervention in cholera hotspots

Axis 3
An effective coordination at country & global levels

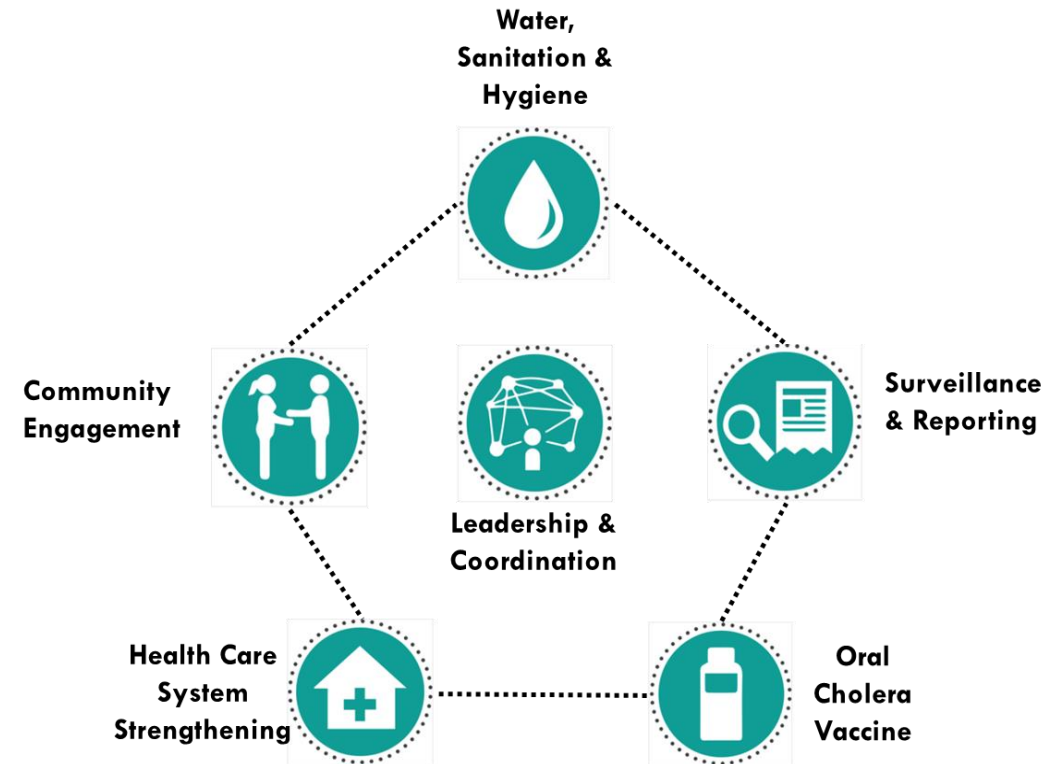
By 2030

Cholera eliminated from
20 countries

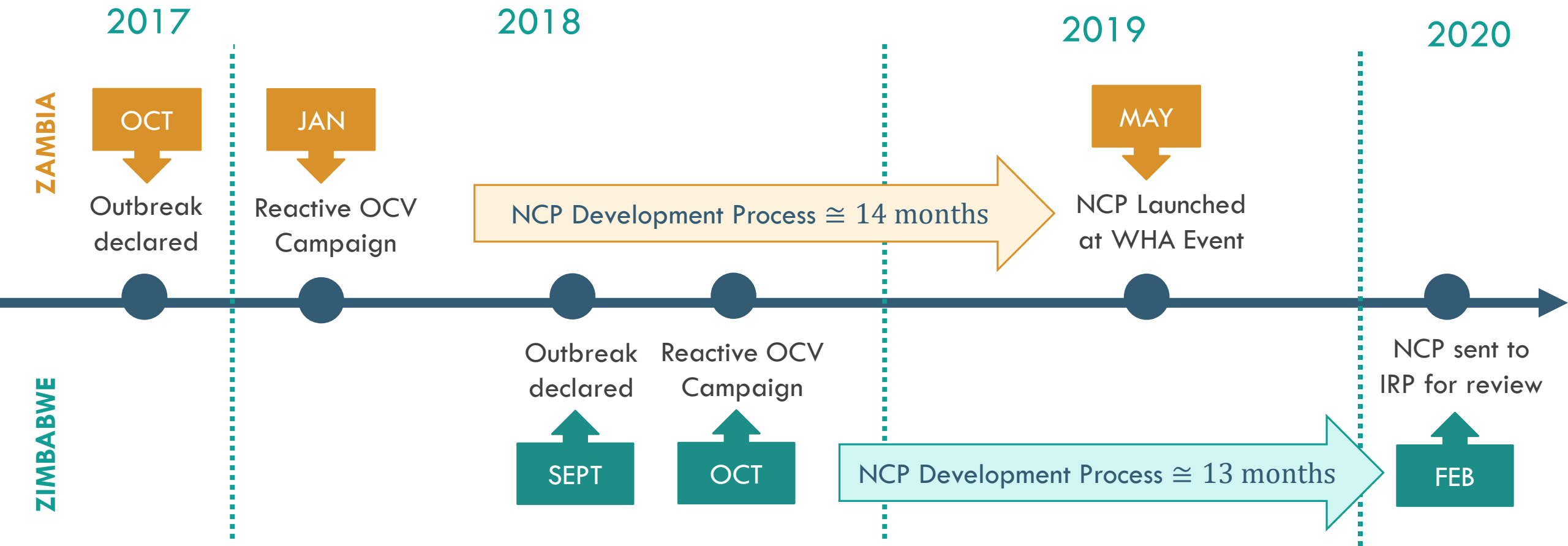
No more uncontrolled outbreaks in fragile settings

90%
reduction in cholera deaths

Multi-sectoral interventions



TIMELINE ELABORATION NCP FROM OUTBREAK TO RELEASE

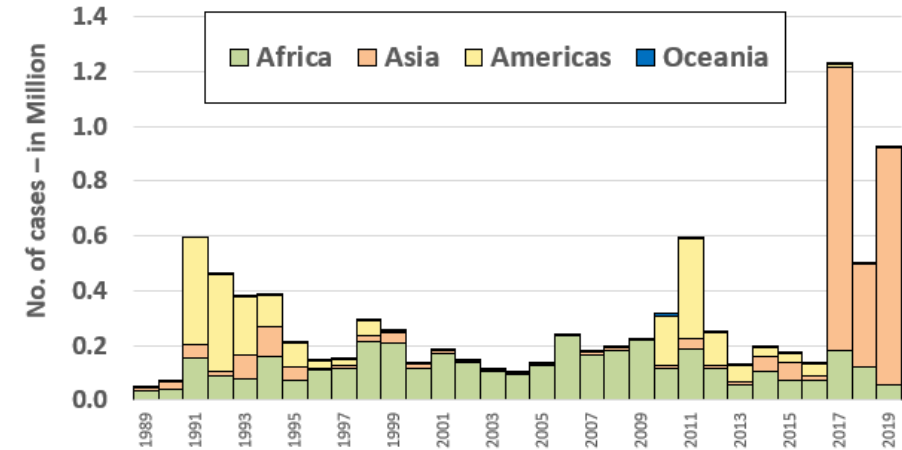


AXIS 1: KEY HIGHLIGHTS

- **2019: Cholera cases reported to WHO almost doubled**
 - Reported number deaths decreased by 36%,
 - Lowest number cases in Africa in 21st century to date
 - Lowest number of cases & deaths in Americas since 2010 (introduction Haiti).
 - 93% of cases reported globally in a single country: **Yemen**
 - ? Known limits of reporting

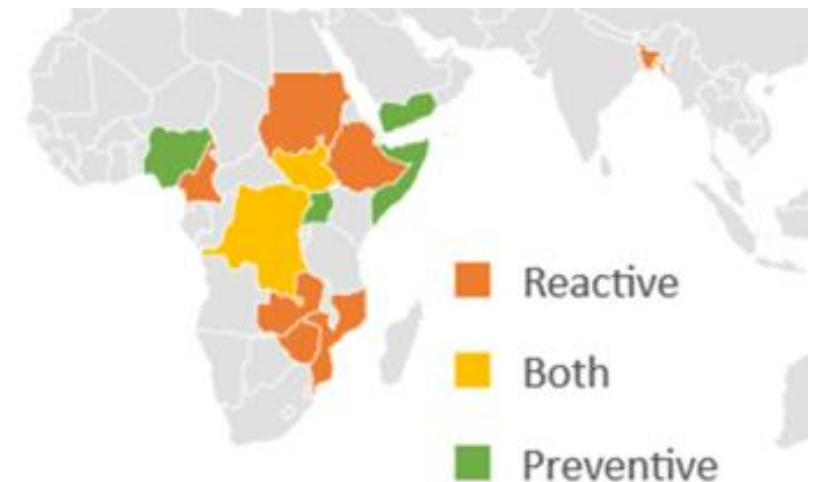
- **2019 >23 million OCV doses shipped to 13 countries**
 - ✓ Outbreak response: 14.5 Million
 - ✓ Preventive > 9 Million Doses

Cholera cases reported to WHO 1989-2019



Adapted from W:E:R, 11 September 2020, vol. 95, 37 (pp. 441–448)
<https://apps.who.int/iris/bitstream/handle/10665/334241/WER9537-eng-fre.pdf?ua=1>

Countries receiving OCV in 2019

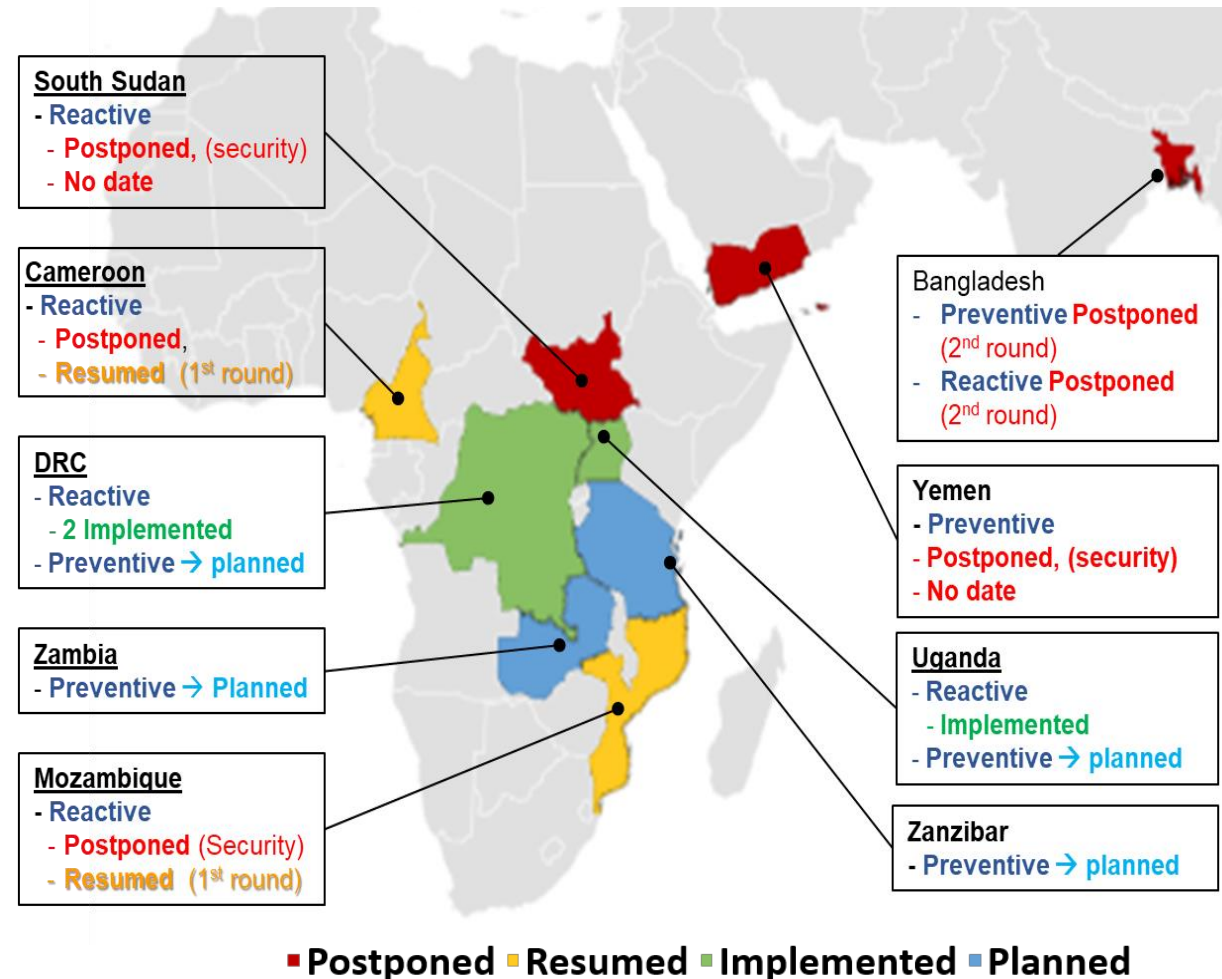


AXIS 1: 2020 – IMPACT OF COVID

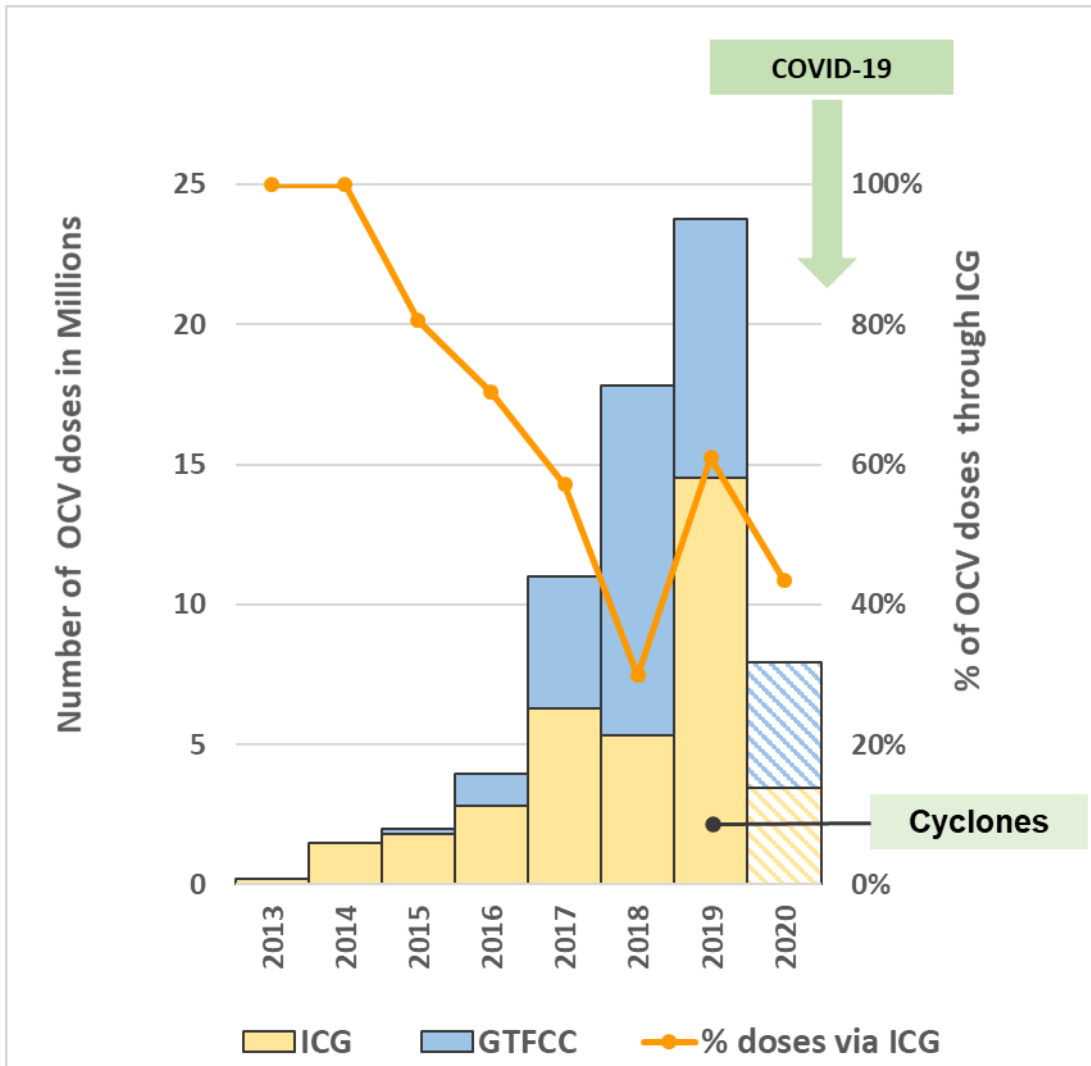
- Staff repurposed to COVID
 - Containment measures
 - OCV Preventive campaigns postponed
 - Impacts on access to health care & surveillance, WaSH, Community engagement
 - Delayed National Cholera control Plans
 - Restricted on-site support (no-travel)
 - All GTFCC Face to face meetings cancelled
- Reactive campaigns maintained
 - Preventive campaigns implemented or resumed
 - NCP & Hotspots processes resuming
 - Likely positive impact on cholera transmission (containment, mitigation measures)



Example of impact: Covid-19 & OCV campaign 2020



Axis 1: TOTAL OCV DOSES SHIPPED PER YEAR



Context

- **OCV doses x100 in 7 years**
 - ✓ **2013** >200 000 doses
 - ✓ **2019** > 23 million doses

2020

- Dynamic stopped by COVID
- Impact on vaccine producers
- Successful preventive & reactive campaigns
 - ✓ **~8 M. doses shipped to 7 countries** (to date)
 - Outbreak response: ~3.5 Million
 - Preventive Campaigns ~4.5 Million Doses
- Countries resuming preventive vaccination planning

AXIS 1: KEY TOOLS / PRODUCTS



Cholera Outbreak Response Manual <https://choleraoutbreak.org/>



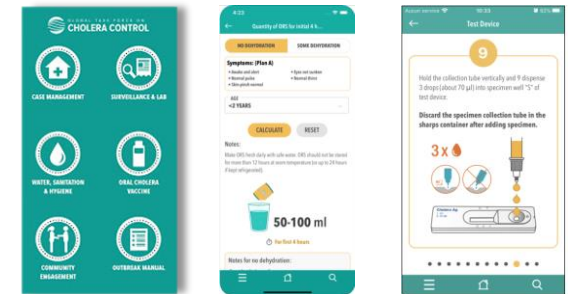
The Cholera App



Download & Share !

iOS: <https://apps.apple.com/us/app/gtfcc-cholera/id1459619591?ls=1>

Android: <https://play.google.com/store/apps/details?id=com.cholera>



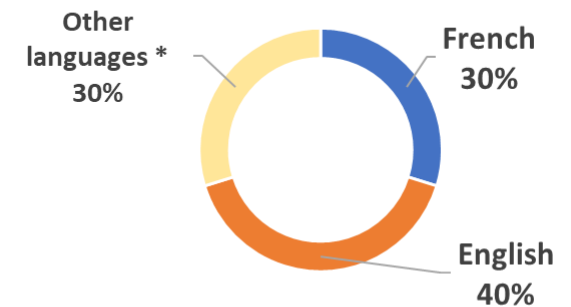
French versions of key GTFCC technical guidance

- GTFCC Website
- technical guidance (accessible on the website)
- Cholera App






Interim guiding document to support countries development NCPs

Official / recognised languages 47 cholera affected countries






* Other languages individually less than 6% of countries

AXIS 2: KEY HIGHLIGHTS

-  **Hotspots identified with GTFCC tool:**
 -  Ethiopia, Yemen, Zanzibar, Zimbabwe.
 -  In progress Sudan and Zambia.

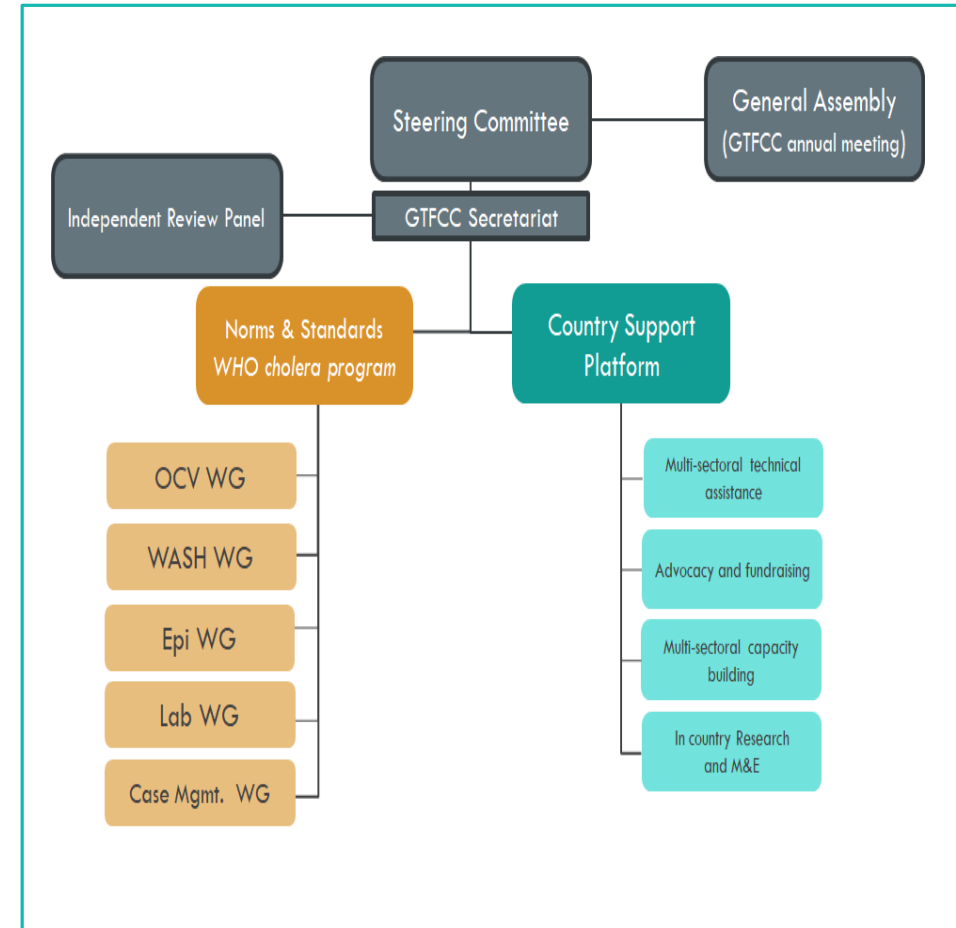
 Other hotspots methods used prior 2019

National Cholera Control Plan (NCP) (Post Roadmap)

-  **Launched:** Zambia & Zanzibar
-  **Finalized:** Bangladesh, Somalia,
-  **In progress** Zimbabwe, Ethiopia, Kenya, Tanzania Mainland

AXIS 3: OPERATIONAL MODEL

- Regular Steering Committee meetings held
- Independent Review Panel established
 - ➔ First review of an NCP in 2020
- Country Support Platform being launched
- Renewed GTFCC Membership
 - ➔ 47 institutions registered (As of October 2020).



AXIS 3: CONTINUED ENGAGEMENT WITH PARTNERS



Working groups

- F2F meetings replaced by virtual meetings
 - ✓ 3 WASH WG
 - ✓ 3 Epidemiology WG
 - ✓ 2 Case management
 - ✓ 1 Surveillance WG
 - ✓ 1 OCV WG
- Virtual meetings planned in 2020
 - ✓ OCV WG
 - ✓ Laboratory WG



Technical guidance development

- ✓ In progress



Way forward

- Virtual meetings will continue in 2021
- Virtual meetings cannot replace face to face meetings
- F2F meetings will be resumed when possible (COVID)

AXIS 3: HIGHLIGHTS



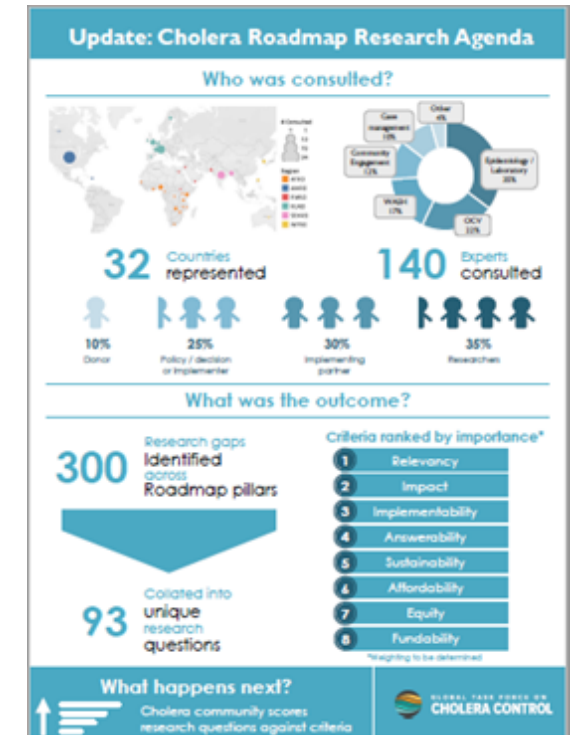
Advocacy, communication & reporting

- ✓ GTFCC virtual event in June 2020 (17 speakers, 237 participants from 32 countries).
- ✓ Report to the WHO Executive Board
- ✓ GTFCC statement on OCV campaigns during COVID-19



Research agenda

- ✓ Collaboration with Wellcome Trust & MMGH



NEXT STEPS

- Significant progresses made since GTFCC revitalisation
- Strong foundations for next steps: **further operational implementation**
 - ✓ Targeted & tailored implementation of multisectoral interventions in hotspots
 - ✓ Long term WASH interventions focused on hotspots still lagging behind and requires rapid scale up
 - ✓ Pace of NCPs development & implementation varies from country to country
 - ✓ Advocacy to bring on board countries not yet engaged
- Implementation of the CSP will be the next game changer

WAY FORWARD

- Support countries to implement the *Roadmap* & monitor implementation
- Further support **hotspot analysis** & **targeted multisectoral** interventions
- Ensure most appropriate and **strategic use of OCV**
- **Reinforce countries surveillance capacities**
 - Update surveillance minimum standard
 - Improved laboratory confirmation of cases
 - Allow tailoring strategy to context & settings
- Target **hotspots** for **sustainable WASH** interventions
 - Collect WASH data / indicators in hotspots
 - Bridge OCV & WASH
- Further **integrate the different pillars**
- Implementation of **operational research** (incl. WASH & community engagement)

PARTNERS AND DONORS ENGAGEMENT


- **BMGF** support to GTFCC secretariat and the Country Support Platform
- **GAVI** support to OCV, technical assistance in countries, and surveillance
- **CDC** technical support in countries multi sectoral support for regional & country level activities
- **Epicentre, Institut Pasteur, icddr,b, UNICEF, WaterAid, CDC** chairs of GTFCC working groups
- **Fondation Mérieux** assist with meetings organisation, and website development
- **IFRC** One WASH project targeting cholera hotspots and Country Support Platform
- **JHU** support global cholera data base
- **MSF, SCF, Medair, IOM....** support implementation of OCV campaigns
- **Wellcome Trust, MMGH** support the Cholera research Agenda
- All **Partners** to contributed to the IRP, the development of technical guidance etc

THANK YOU!

GTFFCSecretariat@who.int



GLOBAL TASK FORCE ON CHOLERA CONTROL



About GTFFC Search... OK EN

GLOBAL TASK FORCE ON CHOLERA CONTROL

ABOUT CHOLERA COUNTRY PROGRESS PARTNERS IN ACTION ADVOCACY NEWS **EVENTS** RESOURCES

EARLY DETECTION AND RESPONSE TO CONTAIN OUTBREAKS

Learn more about containing outbreaks

#EndCholera

